


User's Manual

- 1) Connect MP3 to your computer by attached USB cable. (not to your keyboard) .

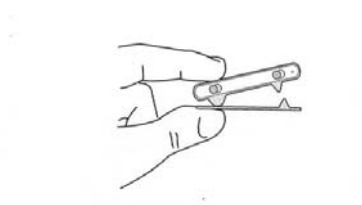


- 2) Follow the Setup Assistant
- 3) Get music at the store , Also import music from you computer

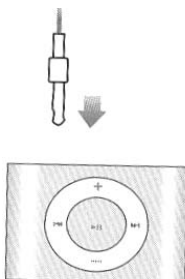
How to charging the MP3 player battery ?

Connect MP3 player with your computer by attached USB cable to charge, **please noted that the power indicator lights cannot change green , only charge within one hour is full charge .**

Use clip to attach MP3 player



Plug in earphones



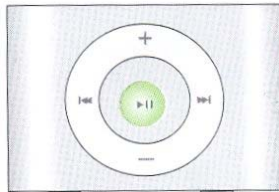
Turn on



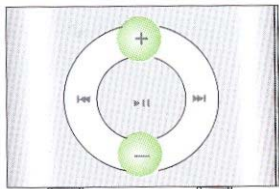
when the power indicator lights is flickering ,the MP3 player is start play songs .



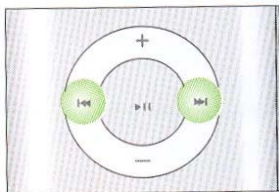
Play or pause songs



Adjust volume (+ or -)



Skip to next song or play previous song



Turn Off

